




## Y-I1 Microscope

	Suitable for different Specimen Observation with Polarization Set
	Easy, Safe and Reliable Lamp Replacement Device
	Available for Measuring with digital Camera and software

		Y-I1	
Viewing Head	Trinocular Head	●	
Eyepiece	Extra Wide Field Eyepiece EW10X/ 22	●	
Objective	Infinite Plan	4×/ 0.1 WD25.4mm	●
	Achromatic Objectives	10×/ 0.25 WD11mm	●
		20×/ 0.4 WD6mm	●
		40×/ 0.6 WD3.7mm	●
		50×/ 0.75 WD0.32mm	○
		80×/ 0.9 WD0.2mm	○
Nosepiece	Quadruple Nosepiece	●	
Stage	Stage 300×268mm/ 250×250mm	●	
Focusing	Coaxial Coarse & Fine Adjustment, Range24mm	●	
Illumination	6V/ 20W Halogen Lamp, Brightness Adjustable	●	
Polarization Set	Analyzer and Polarizer	○	
Filter	Blue, Green, Yellow and Ground Glass	●	
Photo Attachment		○	
Video Adapter	C Mount	○	
Camera System	1.3M Pixel CMOS Camera System, Resolution 1280×1024, 1/2", USB2.0 Output	○	
Software	Image Processing Software ScopeImage Advanced	○	

Note: “●” in the table is standard attachment. “○” is optional accessories.

Design change: To keep pace with technological advances, we have reserved the right to make design modification and changes without notice.

**CE ISO9001  
ISO14001**

**MIC®**

Joy with your eyes

Chongqing MIC Technology Co., Ltd

Website: [www.micscope.com](http://www.micscope.com)

Email: [info@micscope.com](mailto:info@micscope.com)

TEL: +86-13436078184; FAX: +86-23-63913139